

Fall Booster Modules

STUDENT EXPERIENCE



How Does a Student Login? Option 1 Schoology

LOGGING INTO COURSEWARE





Continuity of Instruction - Schoology 3.0: Section 1

Los Angeles Unified School District

✓ Student Progress

All Materials ▾

Upcom

No upcc

[Start Here](#)

Materials ▾

Updates

Grades

Mastery

Members

Conferences

Edgenuity Elementary

Edgenuity Secondary

Newsela

OneNote Class Notebo...

Information

Grading period

> E-Learning Basics

- Terms/Definitions
- E-Learning Principles
- How does Schoology Support E-Learning Structures?
- Assignment 1
- You Don't Have to be Perfect
- Assignment 2
- Absorb - Do - Connect
- How does Schoology Support these Activities?
- Assessment 1



Available after 3/30/20 7:30am

> Designing for the Virtual Classroom

- Design Principles Part 1
- Design Principles Part 2
- Assignment 3
- Assessment 2



How Does a Student Login? Option 2 LAUSD URL

LOGGING INTO COURSEWARE



Login: <https://lausd.learn.edgenuity.com/SAML>



Enter your
LAUSD Email
and password

Welcome

Students

Access student courses

Educators

Access administrative functions

Sign in with your organizational account

someone@example.com

Password

Sign in

Student Self Enrollment




The slide features a solid teal background. In the lower third, there are three thin, white, wavy lines that flow across the width of the slide, creating a decorative border.


Student Self Enrollment


Click the Plus Sign to Enroll in a Course

The screenshot displays the Edgenuity student dashboard. At the top left is the Edgenuity logo. On the top right, the user is logged in as "Jennifer" and there are icons for a plus sign (circled in red), a megaphone, and an envelope. A blue notification banner at the top reads: "You have available courses! Click the + at the top of the screen to enroll in any available course." Below this, three course cards are shown, each with a "Next Activity" button. The first card is for "SCIENCE CA-Biology A". The second and third cards are for "LANGUAGE ARTS CA-Common Core English Language Arts 10" and "LANGUAGE ARTS CA-Common Core English Language Arts 10 A". Each card shows a progress bar at 0% completion. The footer contains links for "About Us", "Privacy Policy", "Terms of Use", and "Copyright © 2020 Edgenuity".

Edgenuity


Hello, Jennifer ▾   

You have available courses! Click the  at the top of the screen to enroll in any available course.

SCIENCE 
CA-Biology A


You are: 0% complete

Next Activity

LANGUAGE ARTS 
CA-Common Core
English Language Arts 10

You are: 0% complete

Next Activity

LANGUAGE ARTS 
CA-Common Core
English Language Arts 10 A

You are: 0% complete

Next Activity

[About Us](#) | [Privacy Policy](#) | [Terms of Use](#) | Copyright © 2020 Edgenuity

Click Enroll to Add Course

You have available courses! Click the  at the top of the screen to enroll in a

SCIENCE
CA-Biology A



You are: 0% complete

Next Activity

LANGUAGE ARTS
CA-Common Core
English Language Arts 10



You are: 0% complete

Next Activity

Join a Course

Access Code:*

Enroll

Other Courses

CA-Biology (AP TEST)

Enroll

CA-Biology A-CR

Enroll

CA-Biology B

Enroll

CA-Biology B-CR

Enroll


CA-Biology CR

Enroll

CA-Biology Honors

Enroll

Click Next Activity to Begin

You have available courses! Click the  at the top of the screen to enroll in any available course.

SCIENCE

CA-Biology A



You are: 0% complete



Next Activity

LANGUAGE ARTS

CA-Common Core
English Language Arts 10



You are: 0% complete

Next Activity

LANGUAGE ARTS

CA-Common Core
English Language Arts 10 A



You are: 0% complete

Next Activity



edgenuity.com

877.7CLICKS

